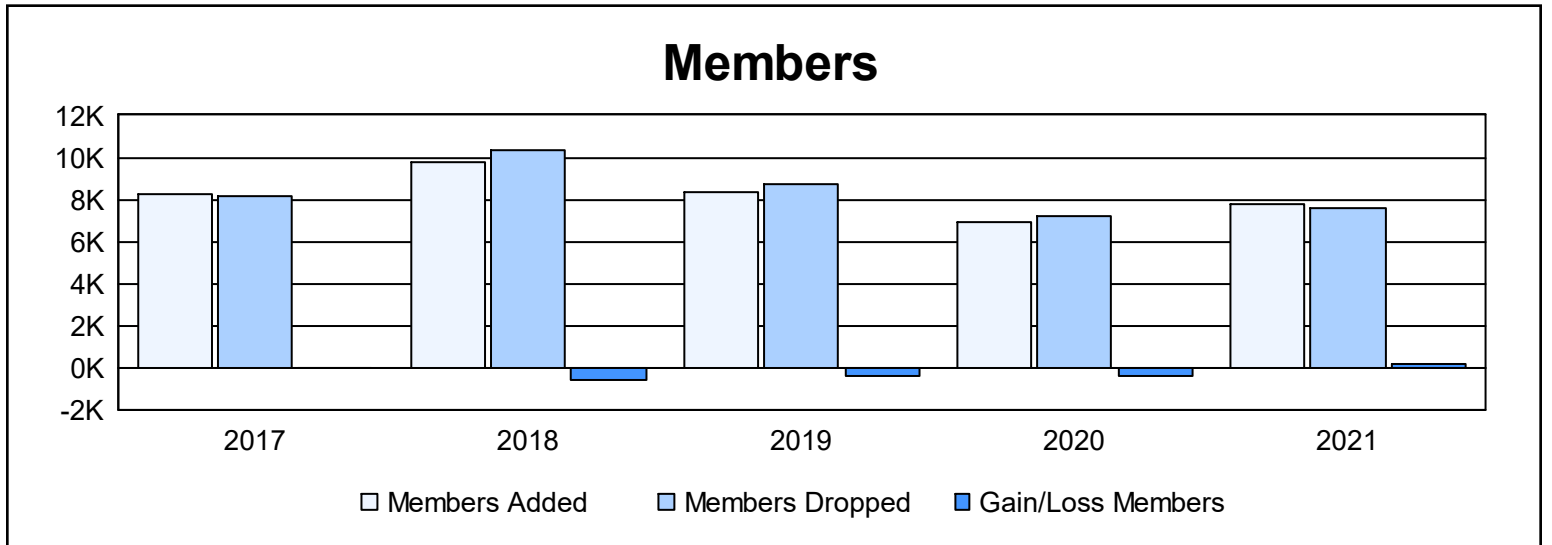
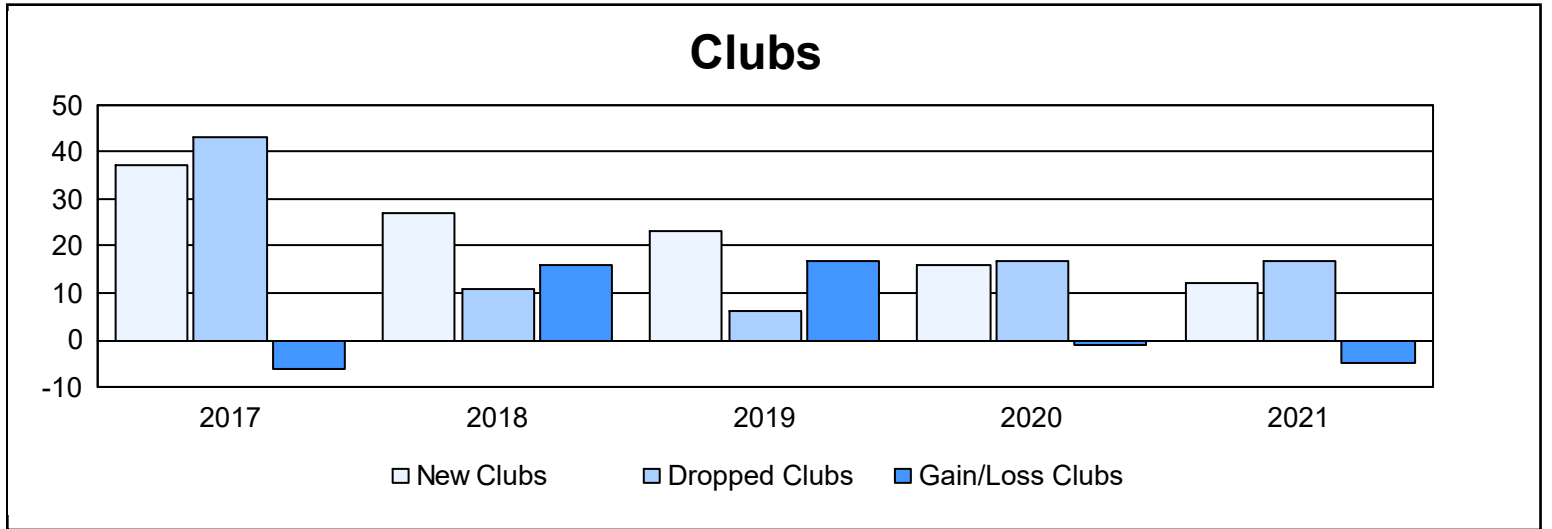
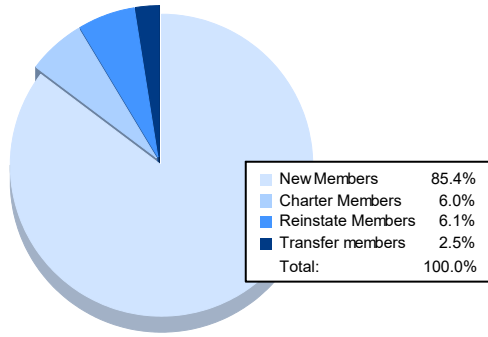


| Year | New Clubs | Dropped Clubs | Gain/ Loss Clubs | New Members | Charter Members | Reinstate Members | Transfer Members | Total Member Added | Total Members Dropped | Gain/ Loss Members |
|----------------|-----------|---------------|------------------|--------------|-----------------|-------------------|------------------|--------------------|-----------------------|--------------------|
| 2016-2017 | 37 | 43 | -6 | 6,214 | 1,294 | 525 | 166 | 8,199 | 8,180 | 19 |
| 2017-2018 | 27 | 11 | 16 | 7,976 | 1,092 | 508 | 172 | 9,748 | 10,332 | -584 |
| 2018-2019 | 23 | 6 | 17 | 6,750 | 881 | 506 | 198 | 8,335 | 8,739 | -404 |
| 2019-2020 | 16 | 17 | -1 | 5,609 | 616 | 493 | 151 | 6,869 | 7,235 | -366 |
| 2020-2021 | 12 | 17 | -5 | 6,663 | 471 | 476 | 196 | 7,806 | 7,603 | 203 |
| Average | 23 | 19 | 4 | 6,642 | 871 | 502 | 177 | 8,191 | 8,418 | -226 |



Membership Composition June 2021 Cumulative



Gender Composition June 2021 Cumulative

